












LVP10

indoor LED panels

LVP1010D model



-  shopping malls
-  rental
-  concerts
-  exhibitions
-  conferences
-  arenas
-  airports
-  ferry ports
-  theme parks
-  TV studios
-  advertising

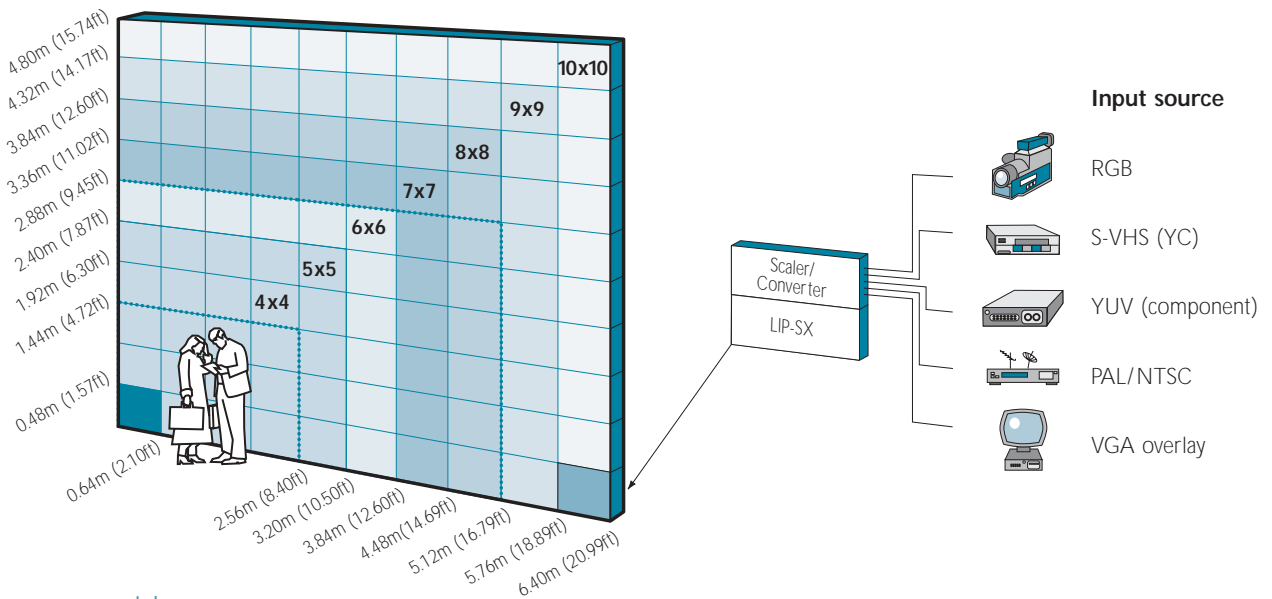
Providing the industry with bright vibrant images, the LVP1010D has superseded video walls to become the 'industry standard' display technology for indoor applications. Now available in packaging suitable for either fixed or rental use, and with a further version for the budget conscious the success of the LVP1010D continues.

LVP1010D – LED technology at its very best.

LIGHTHOUSE

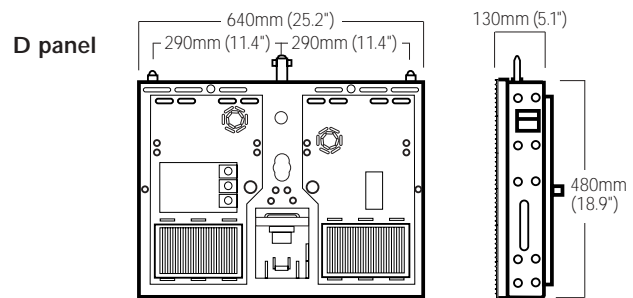
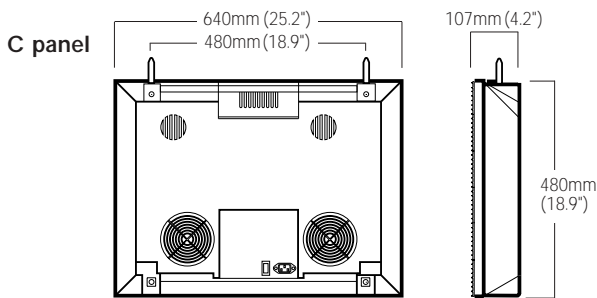
LVP1010D indoor LED panel

configurations



quick reference guide

LVP1010D



brightness	1000 nits	data refresh rate	1000Hz typical
viewing angle horizontal	160° (50% brightness)	frame rate	60 frames per second
viewing angle vertical	90° (50% brightness)	display input	RGB, YUV, YC, Composite (HDTV optional)
pixel pitch	10mm	lifetime (50% brightness)	>50,000 hours
pixel density	10,000 per m ²	diagonal	800mm (31.5")
pixel configuration	SMD 1, 1, 1	operating temperature	0 to 35°C
colours	>1 billion	power consumption (typical)	308 watts
processing depth	10 bit		

Standard 4:3 aspect ratio (16:9 aspect also possible)							C panel	D panel	Average power consumption* Europe ^(240 volts) US ^(110 volts)		
LVP1010D panel	Panel total	Size (m ²)	Size (ft ²)	Dimensions w x h (m)		Pixel resolution w x h	Total weight [†] kg (lb)	Total weight ^{††} kg (lb)	Total (watts)	1 Phase (amps)	1 Phase (amps)
1	1	0.31	3.31	0.64 x 0.48	2.10 x 1.57	64 x 48	16 (35)	26 (57)	308	1.3	2.8
4 x 4	16	4.92	52.91	2.56 x 1.92	8.40 x 6.30	256 x 192	256 (563)	416 (915)	4928	20.5	44.8
5 x 5	25	7.68	82.67	3.20 x 2.40	10.50 x 7.87	320 x 240	400 (880)	650 (1430)	7700	32.1	70.0
6 x 6	36	11.06	119.04	3.84 x 2.88	12.60 x 9.45	384 x 288	576 (1267)	936 (2059)	11088	46.2	100.8
7 x 7	49	15.05	162.03	4.48 x 3.36	14.69 x 11.02	448 x 336	784 (1725)	1274 (2803)	15092	62.9	137.2
8 x 8	64	19.66	211.63	5.12 x 3.84	16.79 x 12.60	512 x 384	1024 (2253)	1664 (3661)	19712	82.1	179.2
9 x 9	81	24.88	267.84	5.76 x 4.32	18.89 x 14.17	576 x 432	1296 (2851)	2106 (4633)	24948	104.0	226.8
10 x 10	100	30.72	330.67	6.40 x 4.80	20.99 x 15.75	640 x 480	1600 (3520)	2600 (5720)	30800	128.3	280.0

* Based on typical power consumption being 40% of maximum.

[†] Total weight excludes hanging bracket – D type brackets: single 25kgs (55lbs), double 33kgs (72.6lbs), triple 39.5kgs (86.9lbs).

^{††} Total weight excludes flight case. **D panel:** For shipping, each flight case weighs 30kgs (66lbs) and holds 3 panels. **C panel:** shipped in carton and holds 2 panels.

Alternative processing systems are available for larger screen sizes. Lighthouse reserves the right to change any specifications without notice.